


100 Mighty Dragons All Named Broccoli

by David Larochelle and Lian Cho



Activity Guide Created by:

Mia Dickinson Hope Milburn

Book Summary

There are 100 dragons, and they keep leaving and coming back until there is only one left. The last dragon, Broccoli, disappears into a cave for 1 year. When she comes out she is followed by 100 baby dragons. She gives them new and creative names except for Broccoli Jr, this counting adventure can go from a few dragons becoming surfers to a few more being turned into werewolves, poodles and more. This book is an entertaining counting book to read.

Read Aloud Questions

- Where do you think the dragons went? (p. 1)
- Why do you think the wizard changed them? (p. 3)
- What do you think they were cooking? (p. 5)
- How many are wearing sunglasses? (p. 7)
- How many dragons are there? (p. 9)
- How many dragons are left? (p. 11)
- What do you think the dragon did in the cave? (p. 13)
- What do you think the final dragon's name is? (p. 15)
- At what point in the book were there 100 dragons? (p. 18)

Book Activity

Materials:

- oval-shaped paper plate platters
- markers, crayons, paints, or other coloring supplies
- dragon mask templates (see the end of this guide)
- scissors
- glue

Directions

1. After you read aloud the book, ***100 Mighty Dragons All Named Broccoli***, ask the students what they might name a baby dragon.
2. Tell the students they are going to create their own baby dragon. Handout a variety of dragon templates and let the students choose the design they would like to use for their dragon.
3. Ask the students to color, paint, and decorate the dragon in the way they would like for it to look.
4. Cut out the dragon mask template, and glue it to a paper plate.
5. Glue the mask onto the platter-shaped paper plate. An adult will need to use an X-Acto knife or sharp scissors to help the students cut the eye holes in the paper plate.
6. Students may add additional decoration or color to the paper plate, if they would like. An elastic strap or tie could be added, as well.
7. Ask the students to wear or hold up their dragon masks as they participate in a counting game. Depending on the age of the students, the teacher may also give math problems for the students to act out. The object of the game would be to act out the adding and subtraction of the dragons and to count the number of dragons left, like in the story.



Additional Resources

- [Draw a Dragon Dice Game](#)
- [Dragon Racing Dice Game](#)
- [Dragon Color-by-Numbers](#)
- [Dragon Addition Color-by-Numbers](#)
- [Learning Numbers with Dragons and Donuts](#)
- [Dragon Activities](#)
- [Book Guide, Activities, Resources, and Lessons](#)
- [Dragon Coloring](#)
- [Let's Count to 100 \(video\)](#)
- [Counting to 100 Song \(video\)](#)

Meet the Authors



Hope Milburn is 13 years old and attends Augusta Middle School in Augusta, Kansas. She has a sister. She may not be a professional author, but she likes writing short skits. In her free time, she likes to play with her dog, read, and watch movies.




Mia Dickinson is a seventh grader at Augusta Middle School. When she's not busy with schoolwork she's always seen drawing in her many notebooks or writing her book "The Curses" on her computer. She also draws beautiful scenes from her books and her life. Even though her book has yet to be published, she still makes use of her time by writing separate stories with lively characters bound to make you laugh, cry and feel many other things with her creative ideas. She loves basketball, as well.





Copyright © www.itsybitsyfun.com


For Commercial Use, Please Contact: info@itsybitsyfun.com



CHINESE DRAGON MASK



copyright 2012 www.firstpalette.com





Skip to my Lou
www.skiptomylou.org

